

HBA monitoring of 3C196 (project LEA128)

Ionospheric effects above LOFAR:

Differential Faraday Rotation (DFR) and Amplitude Decorrelation
due to large and rapidly variable ionospheric TEC gradients

Ger de Bruyn, Sarod Yatawatta, Michiel Brentjens
(and the Ionospheric Study Group)

Project LEA128

3C196

L2011_23259 4 Feb 2011 (UT 1948-0148)

L2011_23927 11 Mar 2011 (UT 1730-2230)

HBA 115-163 MHz (244 subbands)

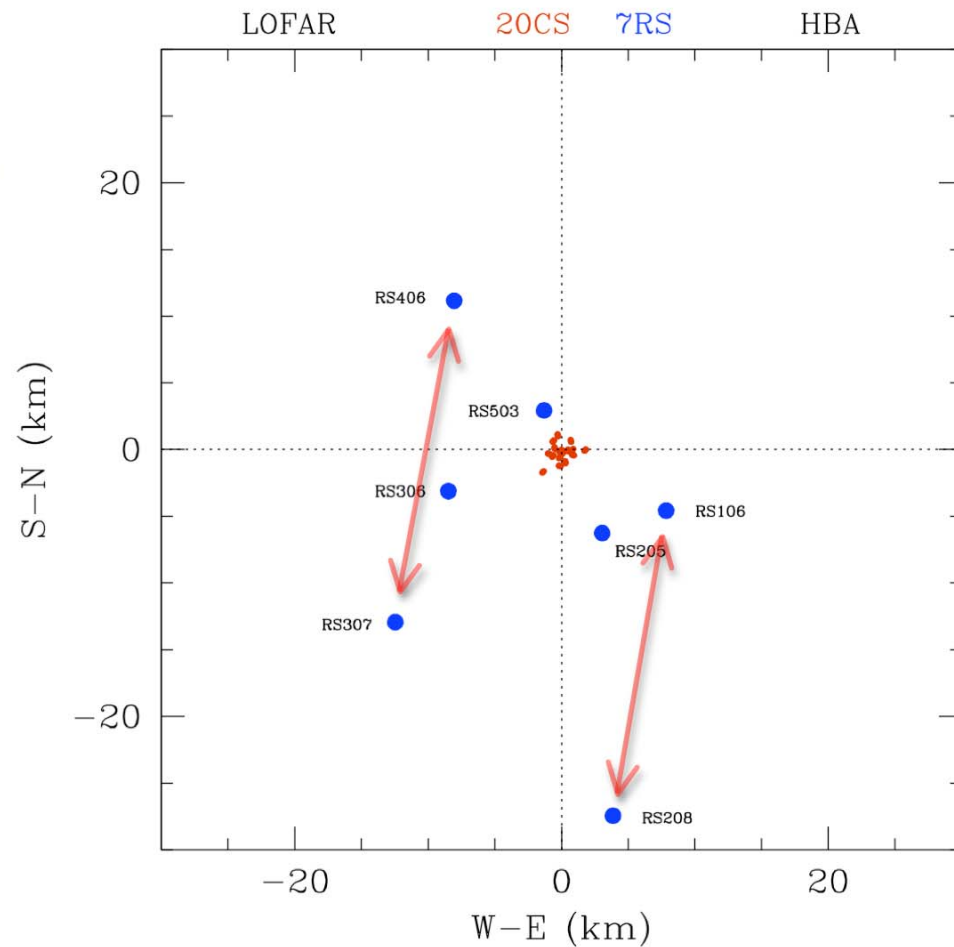
Data are shown for

SB009 (117 MHz)

SB039 (122 MHz)

SB100 (135 MHz)

Configuration of 20 CS and 7 RS



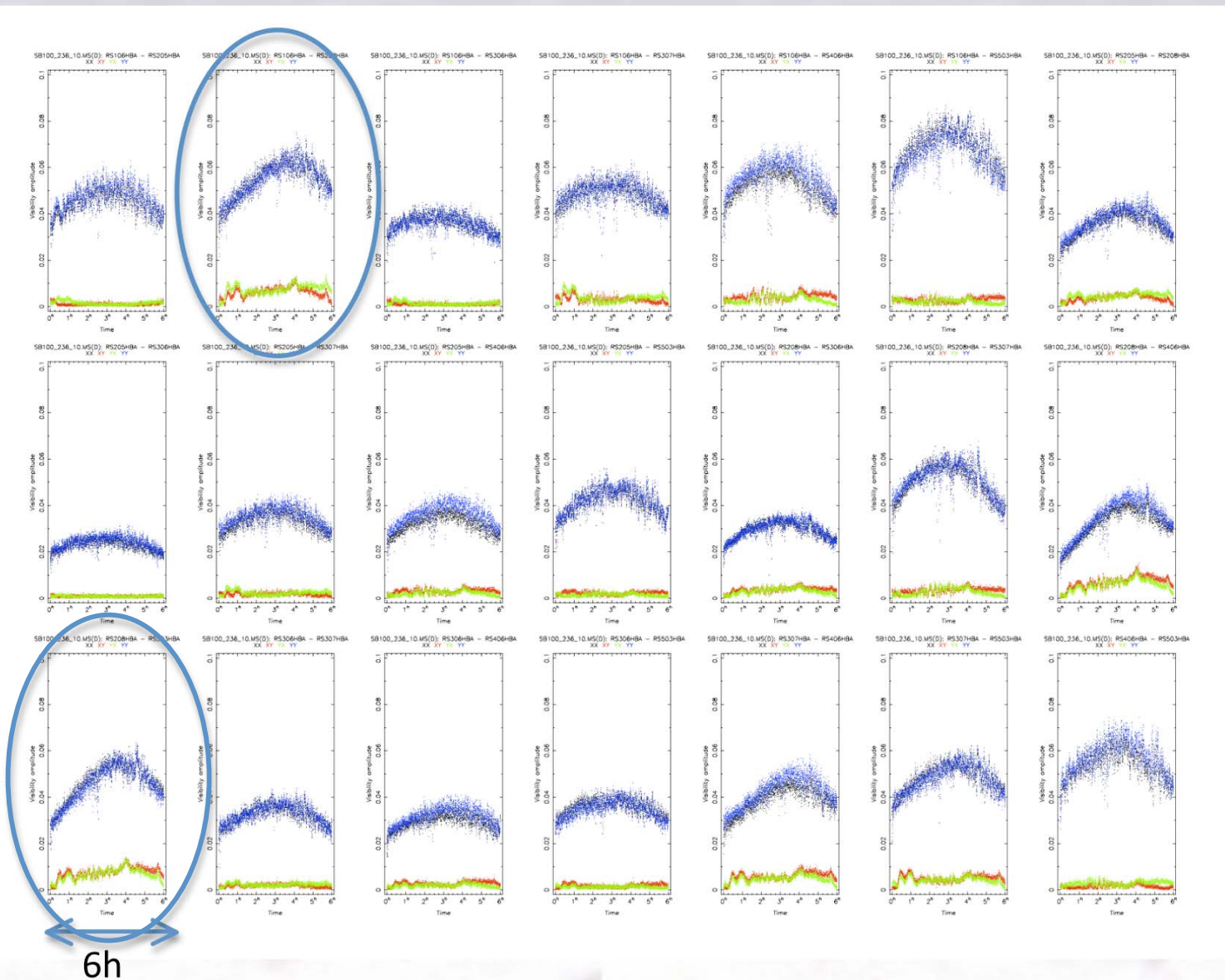
Note that baselines between RS106-RS208 and RS307-RS406 are very similar in length (~ 25 km) and orientation

Visibilities (raw) between 7 Remote Stations (21 baselines)

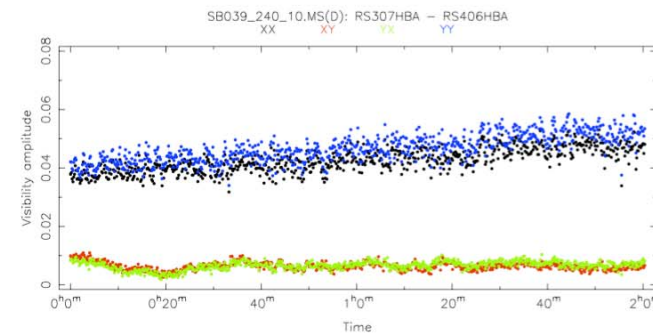
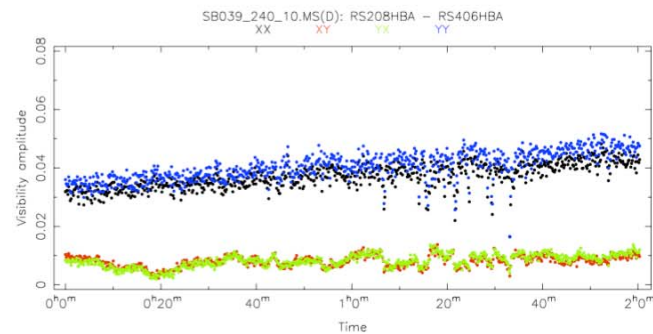
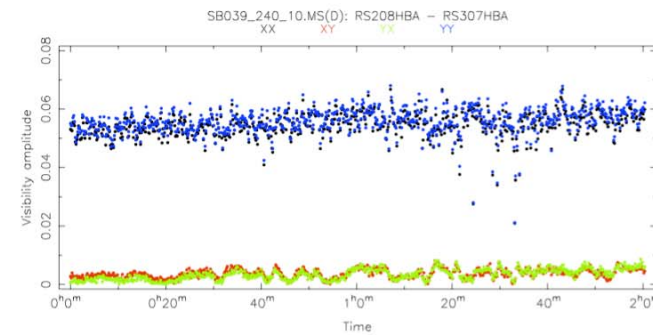
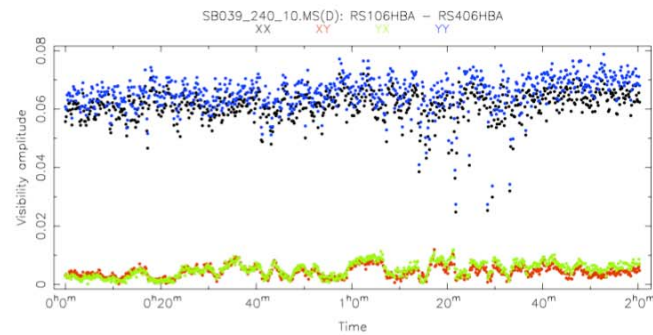
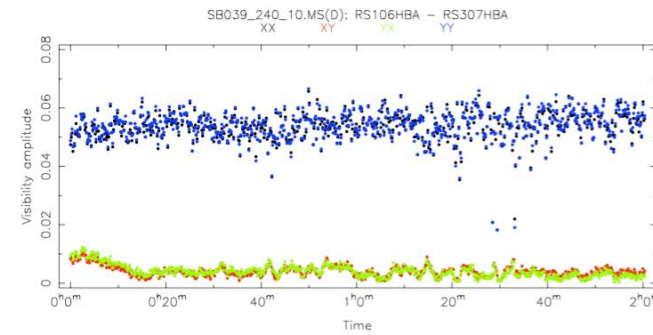
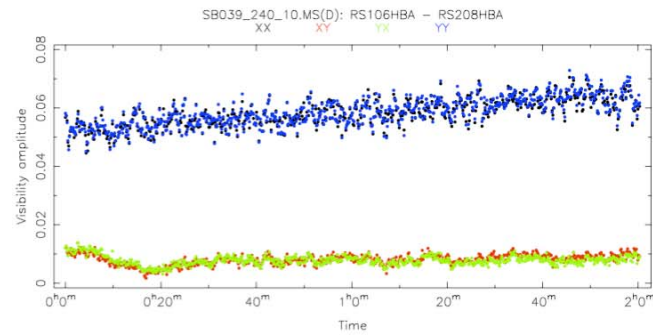
135 MHz
11 Mar 2011

RS106, RS205
RS208, RS306
RS307, RS406
RS503

Note the time
variable XY
and YX signals



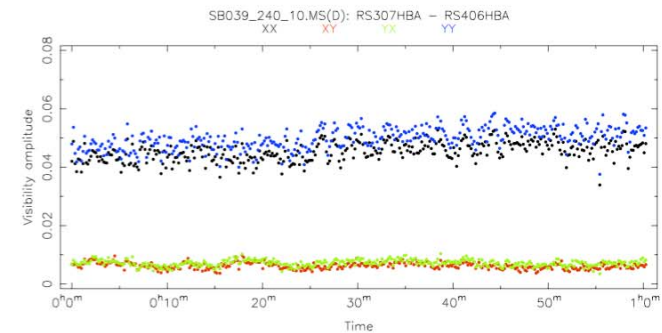
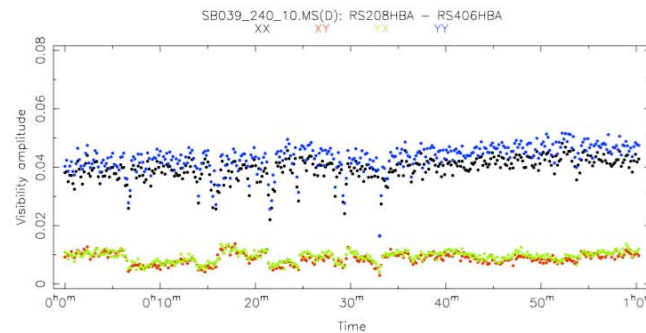
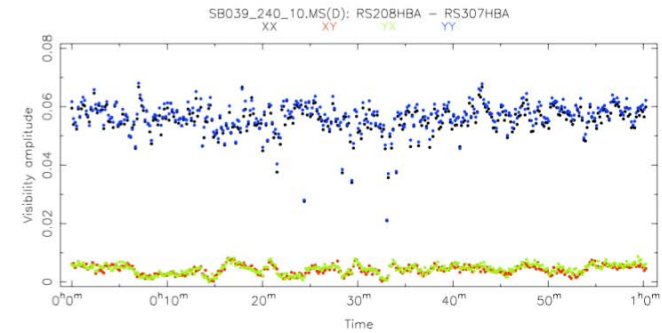
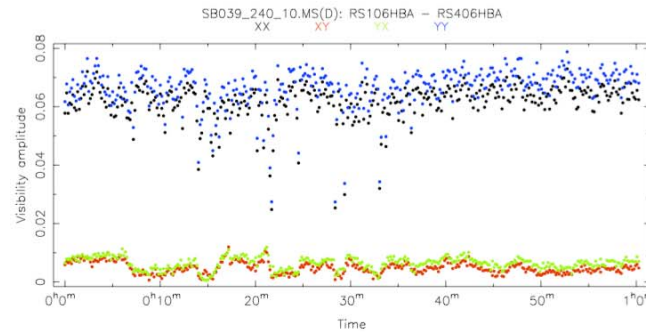
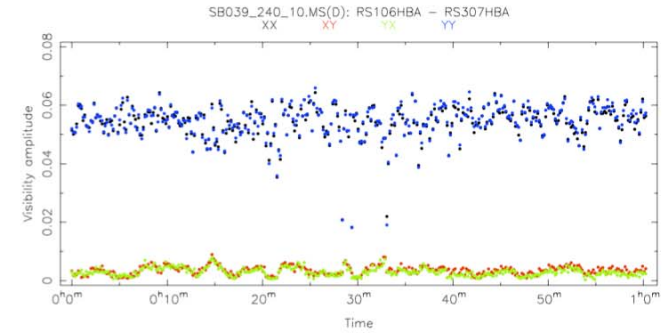
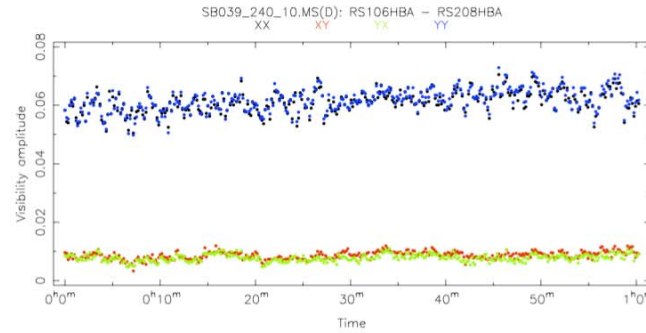
6 Baselines
between
stations
RS106, RS208,
RS307 &
RS406




2h at 10s resolution



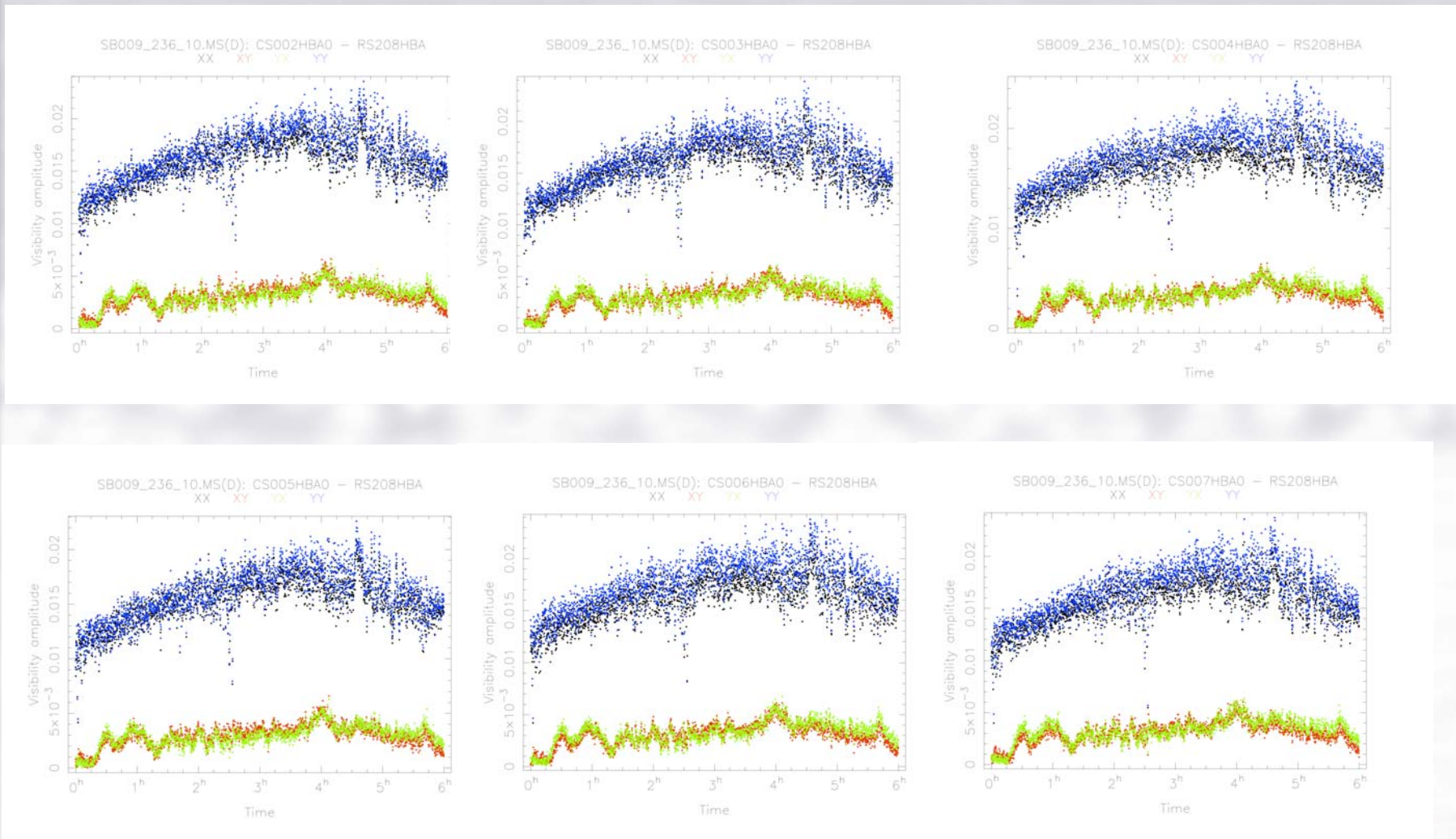
Note the rapid changes of the XY and YX signals and the associated amplitude decorrelation dips



1h at 10s resolution



Identical DFR between RS208 and 6 superterp stations

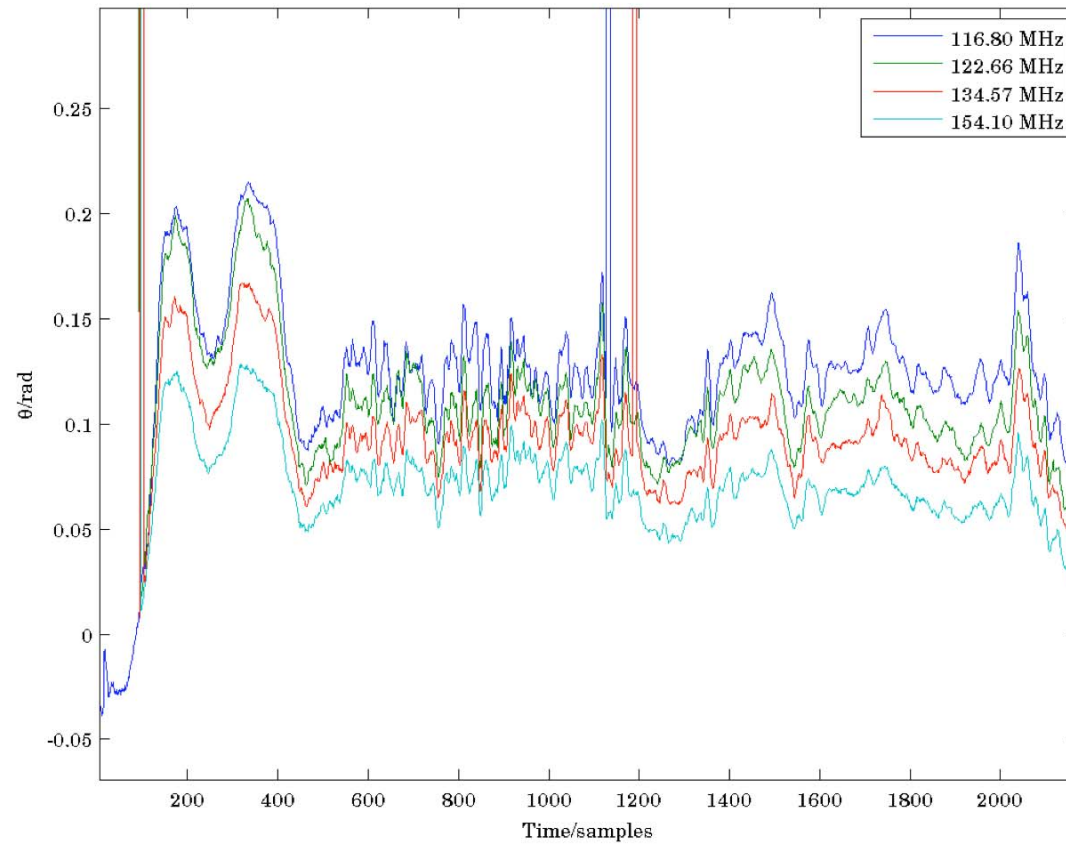


Note the close agreement of the XY & YX signals on these 6 almost identical baselines !

Solving for DFR (t) using MeqTrees Sarod Yatawatta

Solution of DFR for RS208 (relative to CS001) using all baselines

Note the scaling with wavelength**2 as expected



Quantitative understanding of the effects of DFR

DFR converts (unpolarized) signals into circularly polarized signals visible in XY and YX. DFR arises when we encounter large TEC gradients. Let us look at this quantitatively.

(Absolute) Ionospheric Phase Delay:

$$\Delta\phi = -50 \text{ TEC } (\lambda/2\text{m}) \text{ radians} \quad \text{where TEC is in TECU } (=1 \times 10^{12} \text{ el/cm}^2)$$

(Absolute) Faraday Rotation of polarisation angle:

$$\Delta\theta = \text{RM} \cdot \lambda^2 = 0.81 \cdot 10^6 \cdot B_{//} \cdot n_e \cdot dl \cdot \lambda^2 \text{ radians} \quad \text{where } B_{//} \text{ in Gauss and } dl \text{ in pc}$$

Differential Phase Delay (DPD) between two stations i and j :

$$\Delta_{ij}(\Delta\phi) = -50 \Delta_{ij}(\text{TEC}) (\lambda/2\text{m}) \text{ radians}$$

Differential Faraday Rotation (DFR) between two stations i and j

$$\Delta_{ij}(\Delta\theta) \sim 1.04 \cdot B_{//} \cdot \Delta_{ij}(\text{TEC}) (\lambda/2\text{m})^2$$

Hence:

$$\text{DPD/DFR} \sim 48 (B_{//} \cdot \lambda/2\text{m})^{-1}$$

independent of the $\Delta(\text{TEC})$!

For a typical $B_{//} \sim 0.4$ Gauss and a frequency of 122 MHz

$$\rightarrow \text{DPD/DFR} \sim 100$$

A DFR of 0.1 radian (as observed on ~ 25 km baselines) therefore also implies large ionospheric phase differences (~ 10 radians or $\Delta\text{TEC} \sim 0.2$ TECU) !! On the previous slides one can see that this occurs quite often ! If ionospheric phase rates are very fast (say within 10s) they also cause **amplitude decorrelation** !

3C196

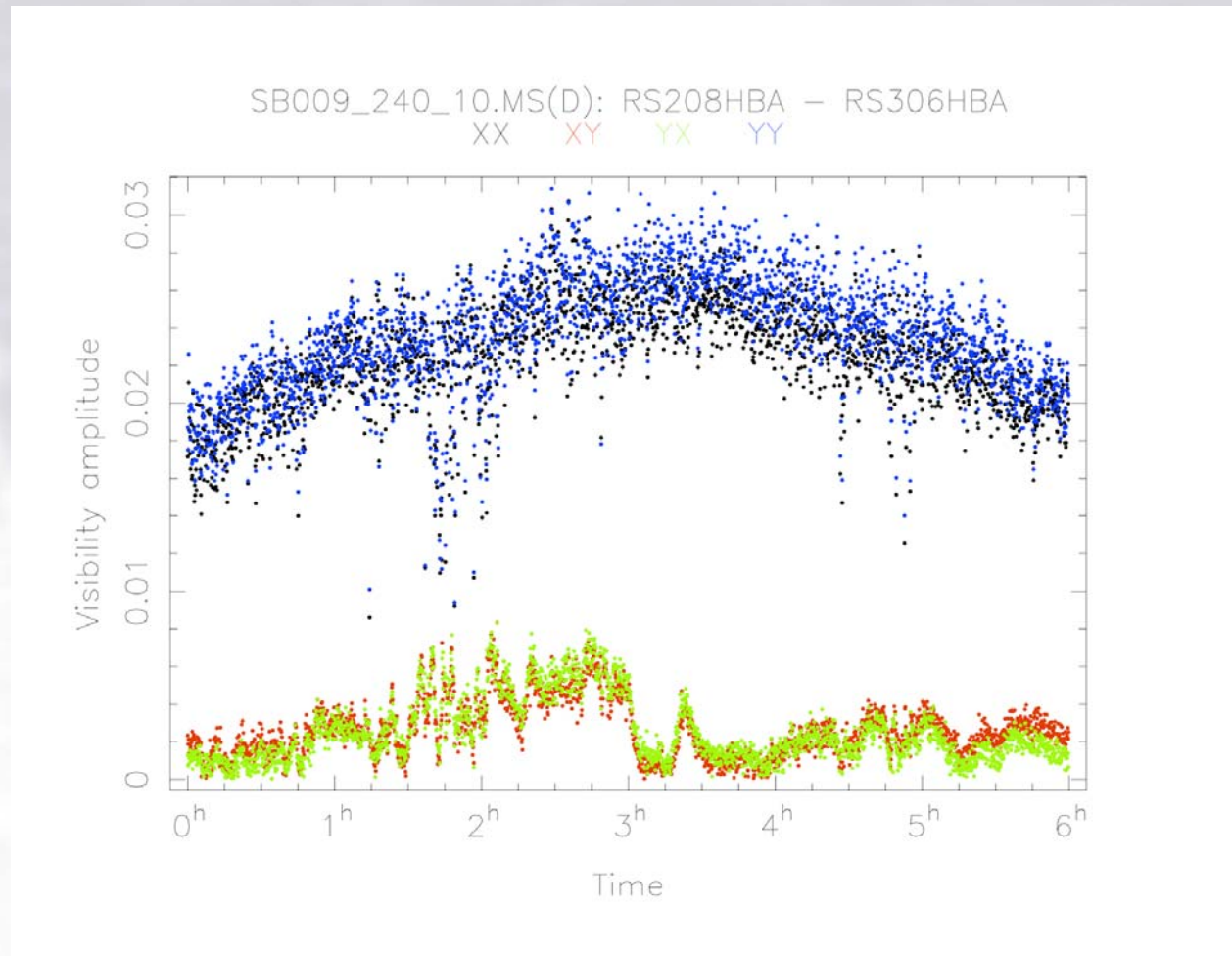
117 MHz

4 Feb

2011

Another observation with strong variable DFR

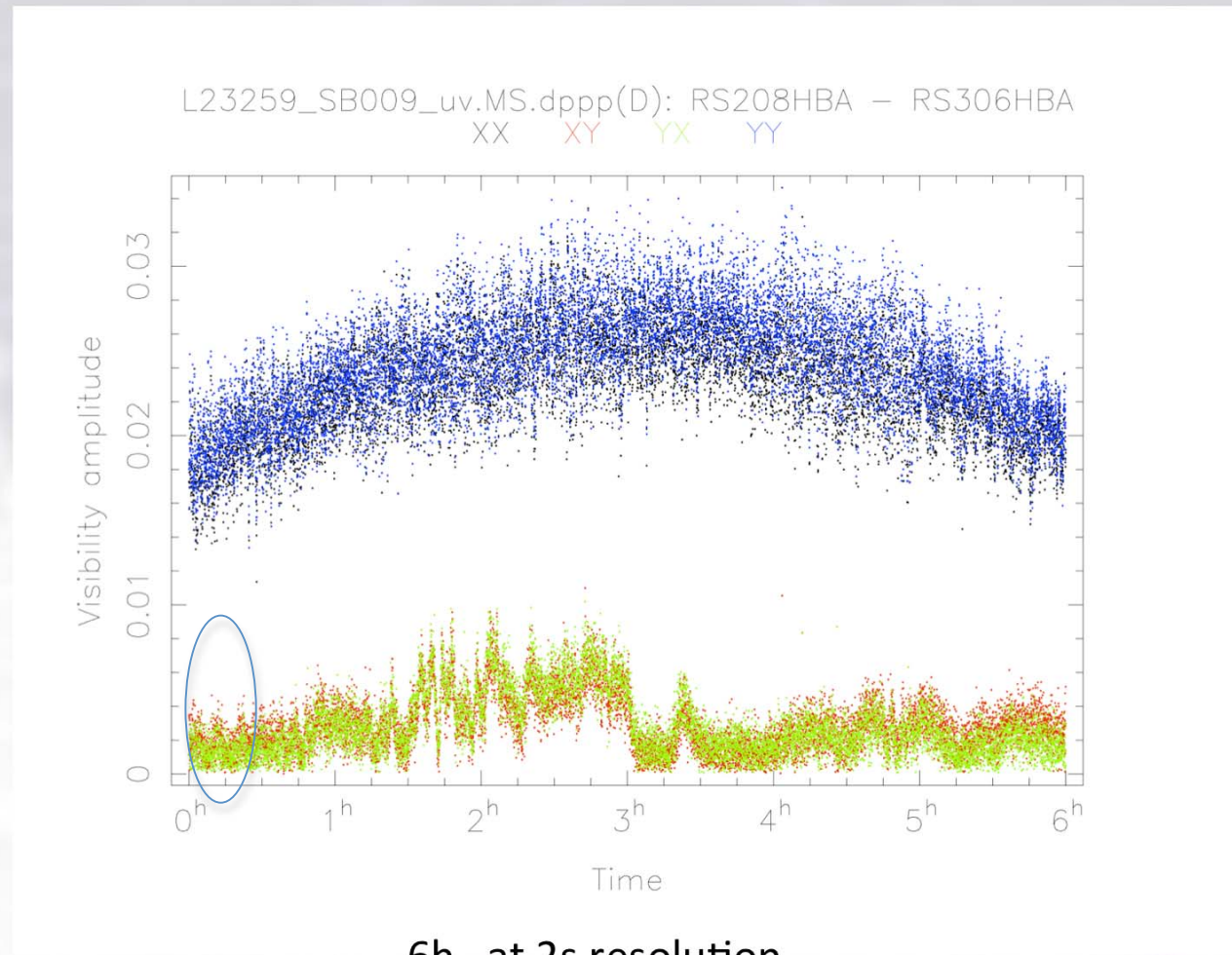
and strong associated amplitude decorrelation

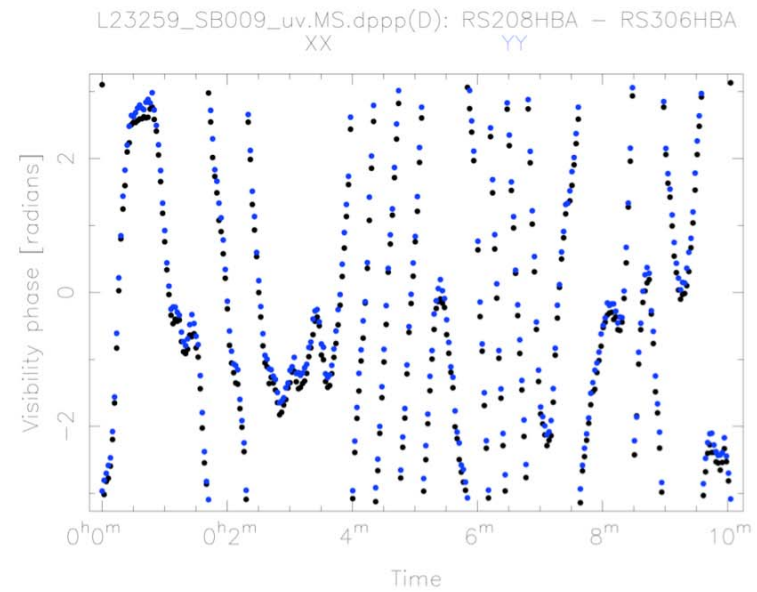
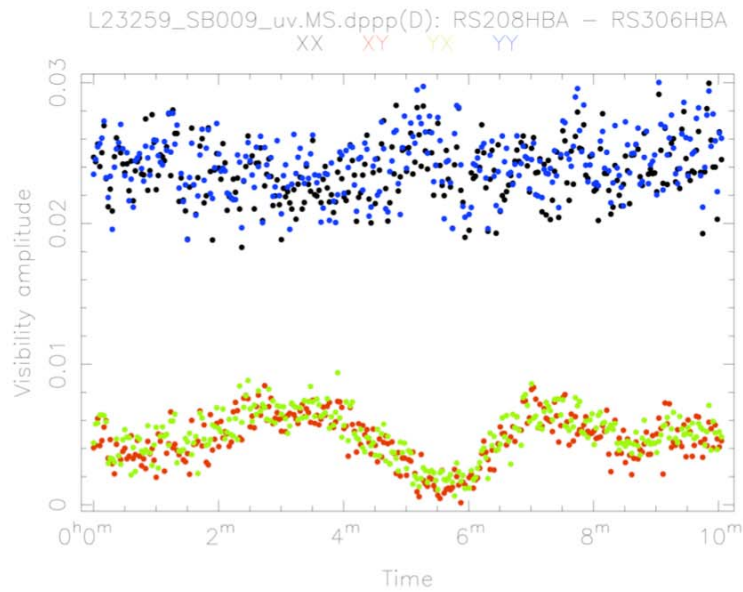


6h at 10s resolution



The amplitude decorrelation is reduced or absent at 2s time resolution





Amplitude



10m at 2s resolution

Phase



10m at 2s resolution

DFR ~ 0.2 rad in 100s → DPD ~ 20 radians phase

Conclusions

- Differential Faraday Rotation at low frequencies is well-known in VLBI world (hence RCP or LCP recording)
- DFR was first observed with LOFAR between Effelsberg and Exloo (~ 250 km) at LBA frequencies (see de Bruyn/Yatawatta, Lofar Status Meeting, 23 Sep 2009)
- In about 20% of the LEA128 data significant DFR effects occur at HBA frequencies on baselines as short as 20-30 km, especially around sunset ! This therefore occurs more frequently than ionospheric scintillation !
- On fields with weak sources DFR will not be noticeable. High quality imaging will require integration times down to 2 s at HBA and probably 1s at LBA !!
- DFR will seriously effect polarization calibration. Efforts to solve for DFR are ongoing. and calibration of DFR will become an integral part of LOFAR polarization calibration.
- Note: stable spatial TEC gradients only lead to DFR, but changes in them also cause signal decorrelation
- DFR effects will be used to constrain ionospheric mapping on large and small scales.