

The AGN Component in Deep Radio Fields the First Look Survey

I. Prandoni¹, R. Morganti², A. Mignano¹

¹ INAF-IRA, Italy - ² ASTRON, NL

I - Modeling the sub-mJy sources

EXCESS @ $S < 1$ mJy

Classical RL-AGNs → PLE

→ **steep/flat** (e.g. Dunlop & Peacock 80)

→ **FRI/FRII** (e.g. Willott+ 01, Clewley & Jarvis 04, Sadler+ 06)

SF gals. → PLE

→ local $F(L) + L \sim (1+z)^p$ $p \sim 3$

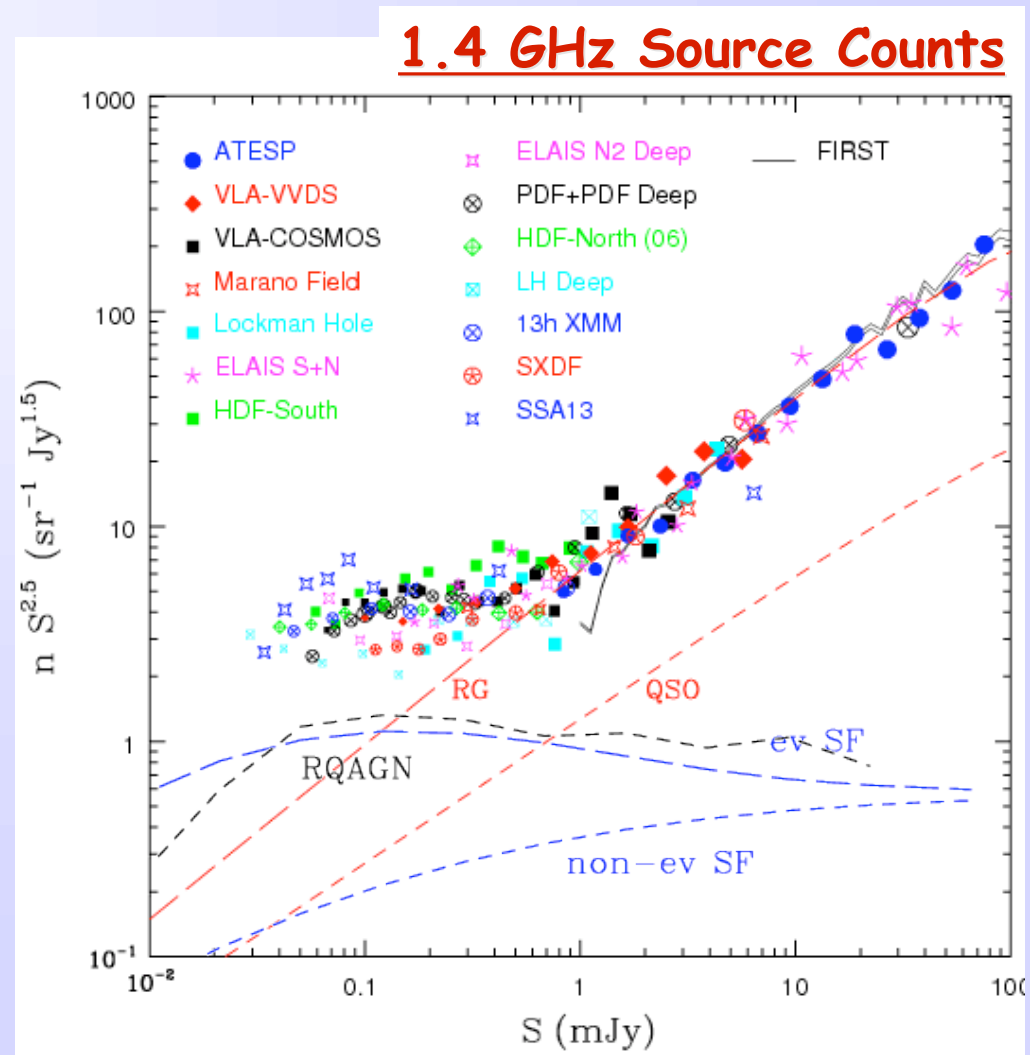
(e.g. Condon 89, Saunders+ 90, Machalski & Godlowski 00, Yun+ 01, Sadler+ 02)

RQ-AGN: (Jarvis & Rawlings 04)

→ LDDE [largest comp. at $z < 1$

RS → compact & steep ($\ll 10$ kpc)
 $22 < \log P < 24$

host galaxy → (em. line spectrum)



I - SCIENCE DRIVERS

- SFGs → SF History ($z > 2$) (Dust-enshrouded obj)
- AGNs → BH Accretion History (Type II AGNs)
 - low/high accr. rates → FRI vs. RQQ [Radio vs. QSO mode]
 - RQ/RL dichotomy A G N
feedback
 - Ev. Of LLAGNs: Downsizing? LLAGNs peak at lower z ?
[NB: as recently found for opt/X-ray AGNs]
- Connection between SFH & MBH accretion

II - The AGN component @ $S < 1 \text{ mJy}$

ATESP-DEEP1 Sample: 115 RS with $S > 0.4 \text{ mJy}$ in 1 sq. degr.

Radio Power Distribution: (DEEP1abc)

• ETS $\rightarrow 10^{23-25} \text{ W Hz}^{-1}$

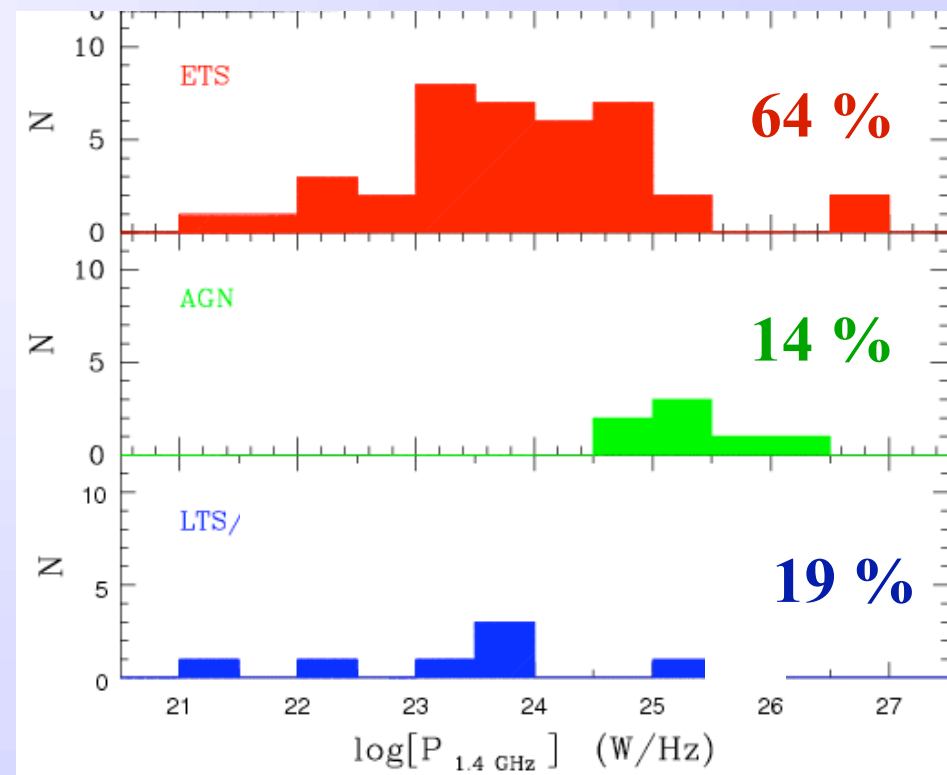
Low-intermediate power AGNs

• QSO $\rightarrow P < 10^{25-26} \text{ W Hz}^{-1}$

RI-QSOs [RQ-QSOs: $22 < \log P < 24$]

• LTS $\rightarrow 2/3 P < 10^{24} \text{ W Hz}^{-1}$

Star-forming gals



(Mignano, IP+ 08)

\rightarrow Sample largely dominated (78%) by AGN activity

\rightarrow AGNs: mostly associated to abs. systems (FRI-like)

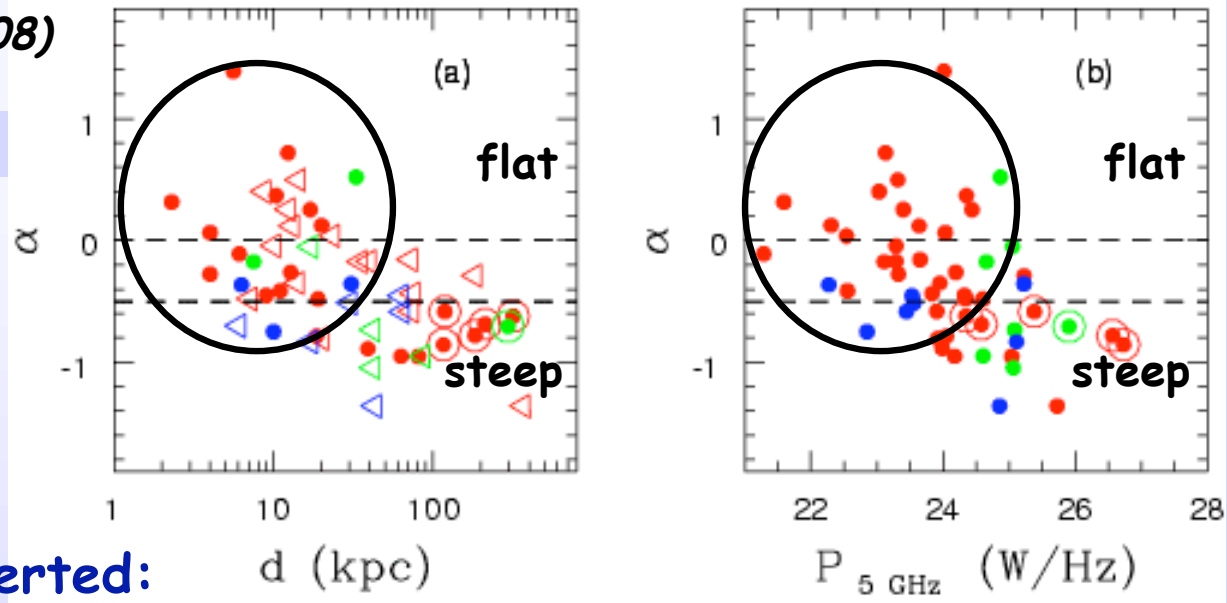
II - Flat spectrum ETS

(Mignano, IP+ 08)

• AGN • ETS • LTS/SB

◁ Upper limits

⊙ Double/Extended RS



In DEEP1abc:

24/39 ETS are flat/inverted:

- $P_{5\text{ GHz}} \sim 10^{22-24} \text{ W Hz}^{-1}$ (+ ETS spectra)

- Typically compact (<10-20 kpc) (+ flat) →

• ADAF-ADAF+jet systems? (local LLAGNs)

FRI larger & steep
core-dominated FRI?
[base-jet emission]

eg. Falcke & Biermann 99

• Obscured flat-spectrum RQ-AGNs ?

III - AGN Component in FLS

First Look Survey (FLS)

[area ~ 4 sq. degr.]

Multi-band information:

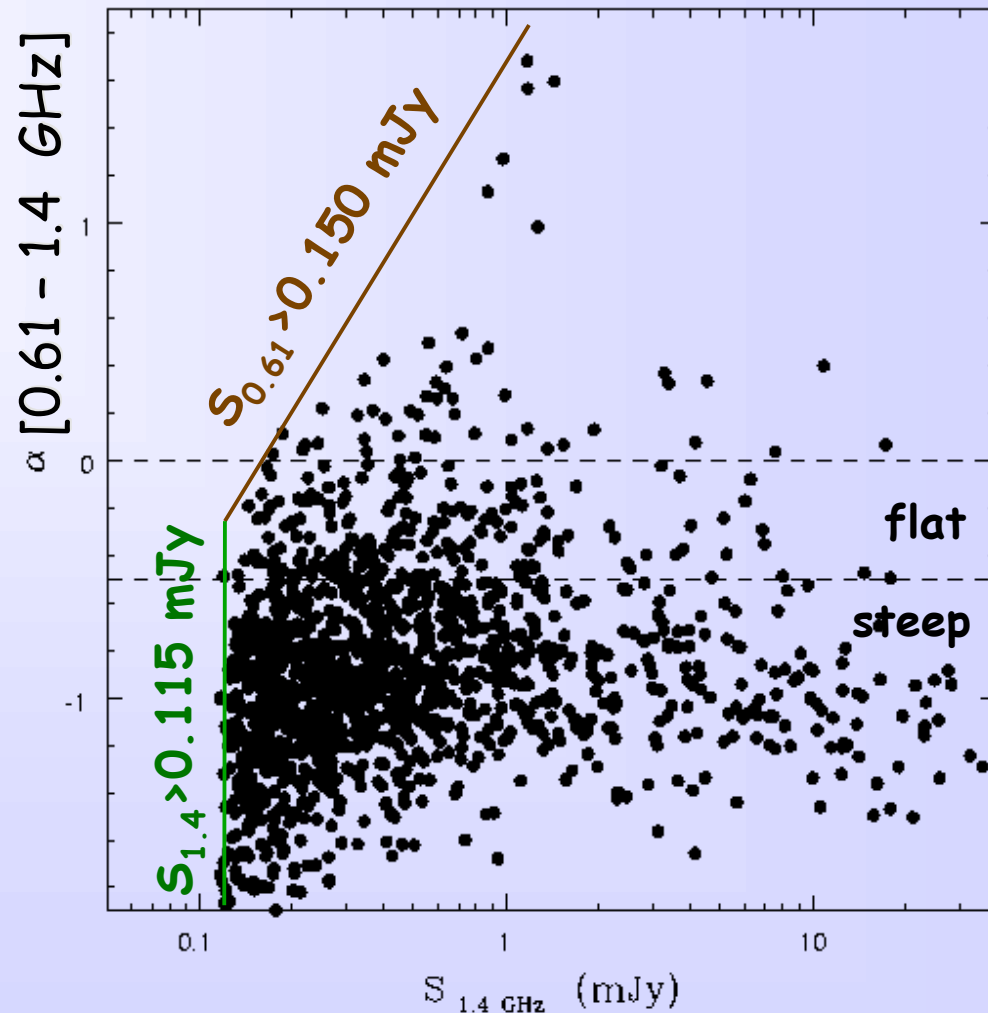
- 1.4 GHz → VLA/WSRT
- 0.61 GHz → GMRT
- 3.6, 4.5, 5.8, 8, 24, 70, 160 μm
→ Spitzer IRAC/MIPS
- opt. spectra → MMT Hectospec

→ Spectral index $\alpha(0.61-1.4)$

→ MIR-Radio correlation

→ MIR Color-Color plot

→ Redshifts & Spectral types



Prandoni, Morganti+ in prep

III - AGN Component in FLS

→ MIR-Radio correlation:

$$q_{24} = \log(S_{24}/S_{1.4}) = 0.83 \pm 0.31$$

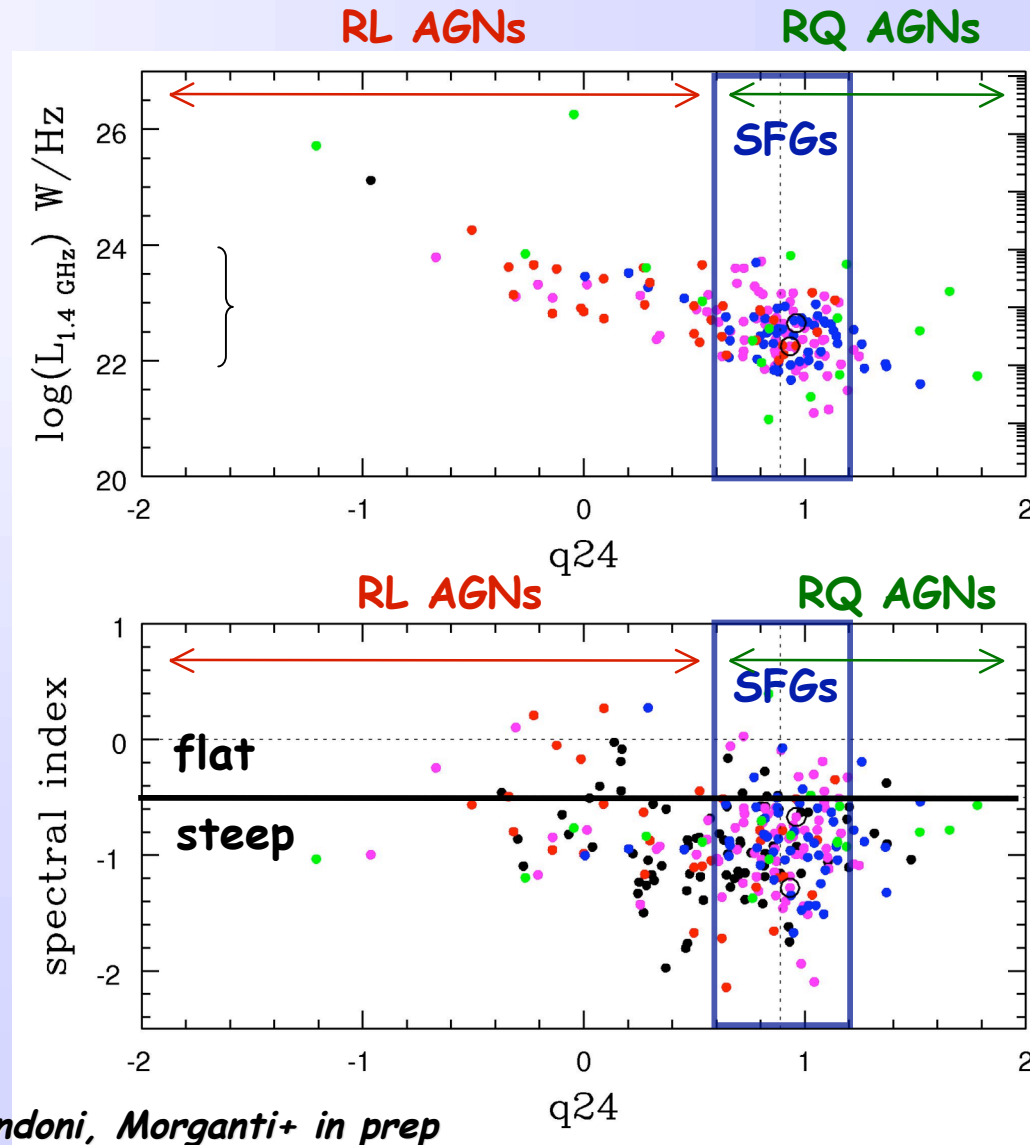
for SFGs (Marleau+07)

At $S_{1.4} > 0.115$ mJy

→ Composite Population of RL-AGN & RQ-AGN

optical spectral type:

- Early Type (ETS)
- Sy 1 & Sy2 (AGN)
- Star Forming (SFG)
- Narrow lines
- Unclassified



Prandoni, Morganti+ in prep

III - AGN Component in FLS

→ IRAC Color-Color diagram:

$$S_{8.0}/S_{4.5} \text{ vs. } S_{5.8}/S_{3.6}$$

Sources with $q_{24} > 0.6$:

→ Mostly have MIR colors typical of SFGs

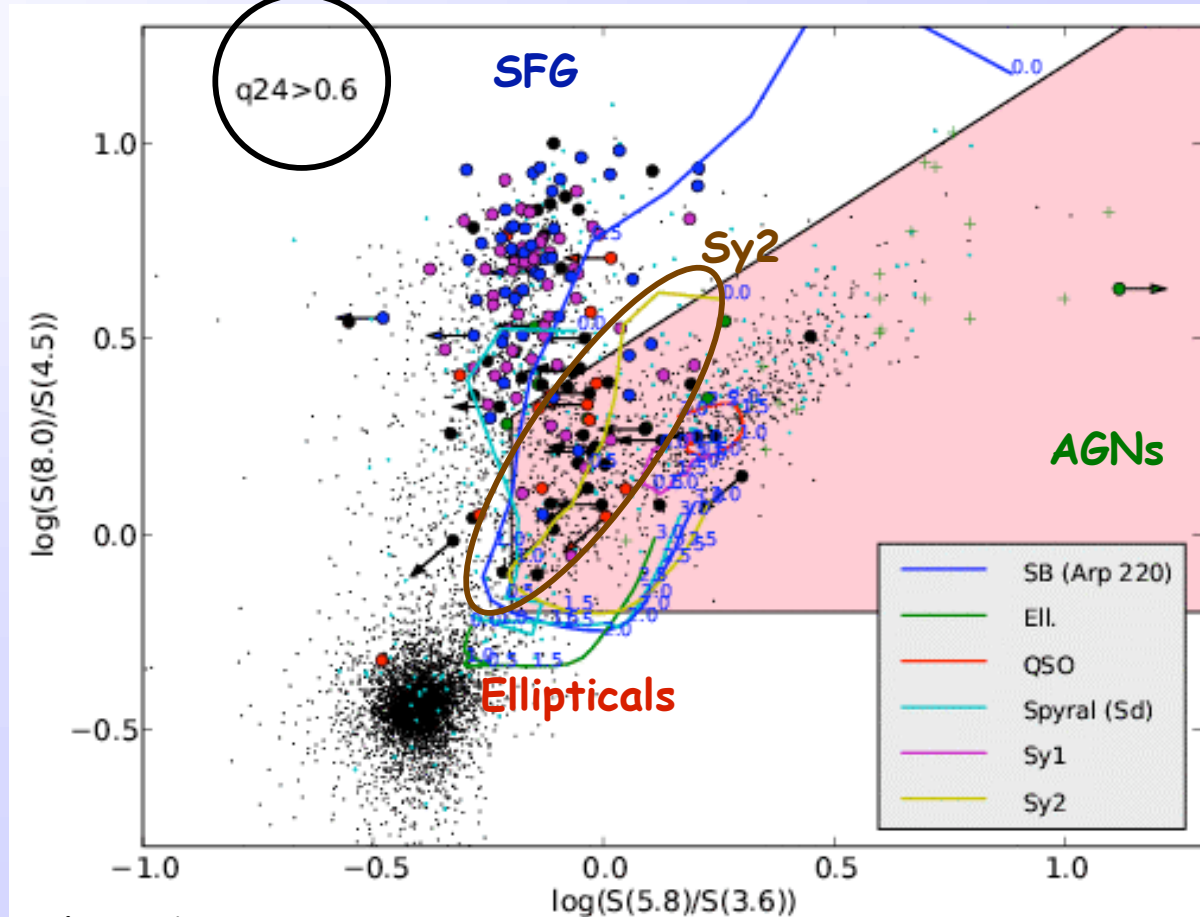
→ Some have MIR colors typical of AGNs

→ Genuine RQ-AGN!

optical spectral type:

- **Early Type (ETS)**
- **Sy 1 & Sy2 (AGN)**
- **Star Forming (SFG)**
- **Narrow lines**
- **Unclassified**

SFGs + RQ AGNs



Prandoni, Morganti+ in prep

III - AGN Component in FLS

→ IRAC Color-Color diagram:
 $S_{8.0}/S_{4.5}$ vs. $S_{5.8}/S_{3.6}$

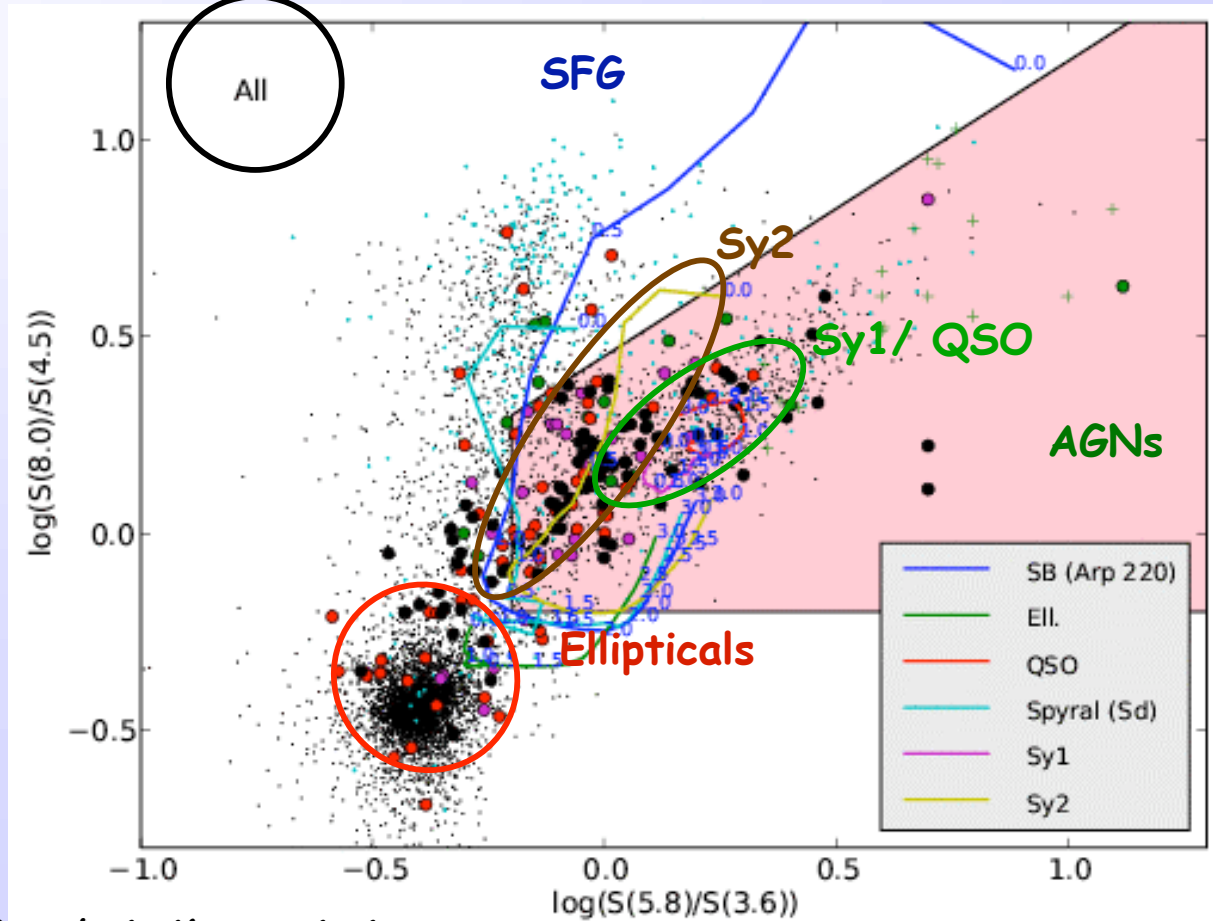
MIR properties of AGNs

- RQ-AGNs:
 → Mostly Sy2
- RL-AGNs:
 → Sy2, Sy1, QSO
 + Ellipticals (FRI-like)

optical spectral type:

- **Early Type (ETS)**
- **Sy 1 & Sy2 (AGN)**
- **Star Forming (SFG)**
- **Narrow lines**
- **Unclassified**

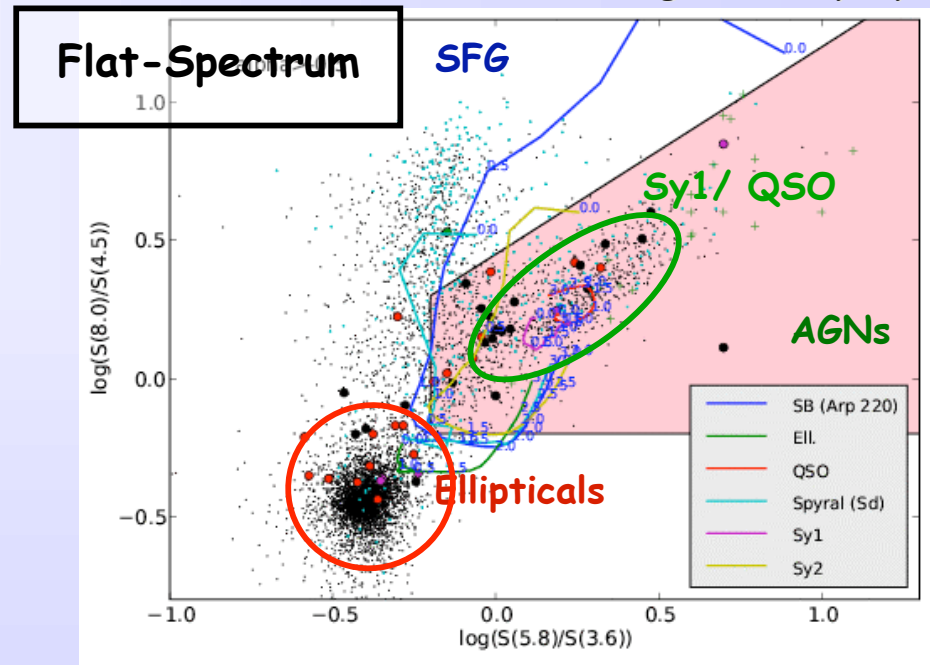
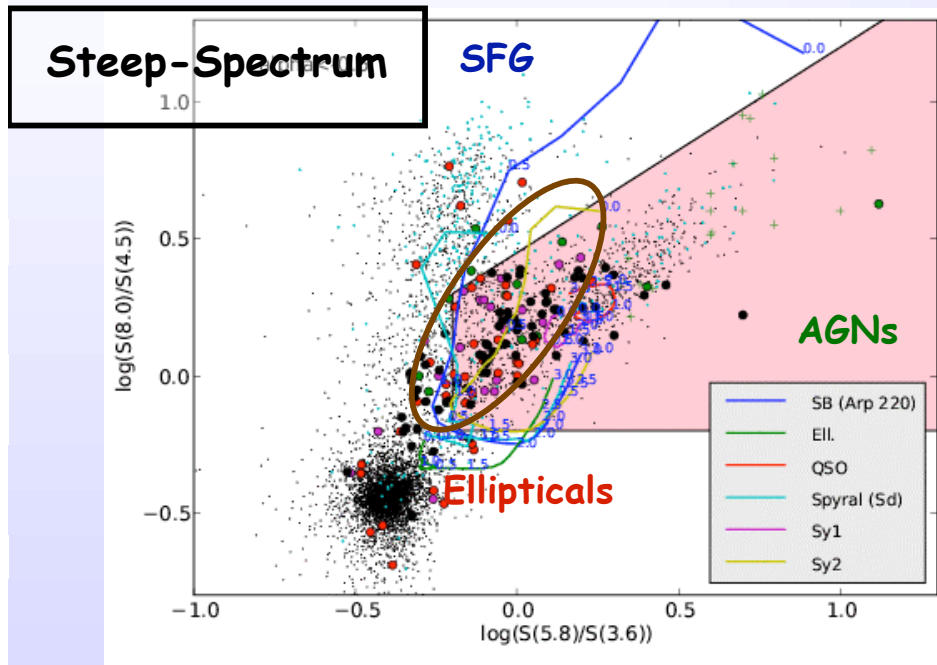
RL AGNs + RQ AGNs



III - AGN Component in FLS

→ IRAC Color-Color diagram: $S_{8.0}/S_{4.5}$ vs. $S_{5.8}/S_{3.6}$

Prandoni, Morganti+ in prep



- Steep-spectrum:
Mostly Sy2 plus Sy1, QSO

- Flat-spectrum:
Mostly Sy1, QSO plus Ell.

→ We find again a class of flat-spectrum AGNs associated to ellipticals!

Conclusions

1) Probing the RQ-AGN component

- At $S_{1.4} > 0.4$ (ATESP) no evidence of RQ-AGN component
- At $S_{1.4} > 0.1$ (FLS) 44% of AGNs are RQ

RQ-AGN obs. Properties:

- steep radio spectra;
- Sy2 opt. spectra/MIR colors

- Agreement with AGN Unification
- radiatively efficient systems

2) A new class of compact flat spectrum ETS found in both samples

- ATESP: (base-)Jet/Jet+ADAF scheme most plausible
- FLS: no obscuring torus and/or RIAF

3) Multi- λ info is very important

- Jet-driven kinetic feedback
- radiatively inefficient systems